

WA45M7050AW

SAMSUNG

Samsung Top-Load Washer

4.5 cu. ft. Capacity DOE



Signature Features

4.5 cu. ft. Capacity

- Fewer washes, less time in the laundry room.

VRT Plus™ Technology

- Reduces vibration 40% more than standard VRT™ for quiet washing.*

* Based on Owens Corning sounds power testing.

Self Clean

- Keeps your laundry drum fresh and odor-free.
- Sends reminders to clean the tub every forty wash cycles.

Available Color



White



VRT Plus™ Technology



Self Clean

Features

- 4.5 cu. ft. Capacity
- VRT Plus™ Technology
- Self Clean
- Diamond Drum Design
- EZ Drawer Dispenser
- 800 RPM Maximum Spin Speed
- Direct Drive Motor
- 9 Preset Wash Cycles
- 6 Options
- Ice Blue LED Display
- Door Lid: Chrome Deco Tinted Glass
- Soft-Close Lid

Convenience

- Child Lock
- Delay End
- 5 Temperature Settings
- 4 Spin Settings
- 3 Soil Settings
- Dispenser Trays: Main Wash, Softener, Bleach (Manual)

Rating



ENERGY STAR®-rated

IMEF = 2.06

IWF = 4.3

125 kWh/yr

WA45M7050AW

SAMSUNG

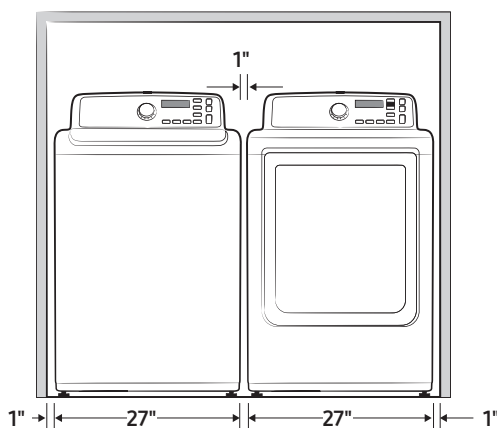
Samsung Top-Load Washer

4.5 cu. ft. Capacity DOE

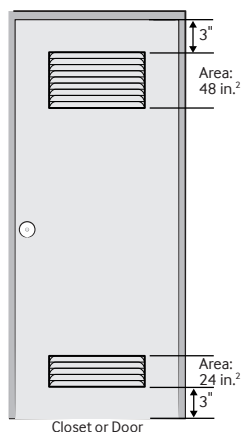
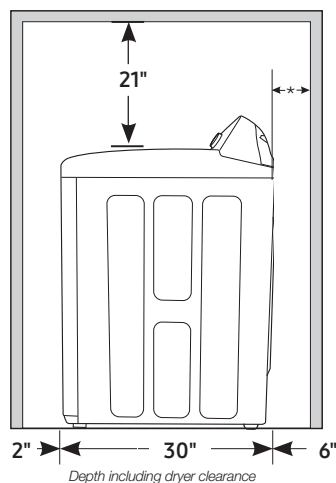
Installation Specifications

Alcove or closet installation

Recessed Area



Side View Confined



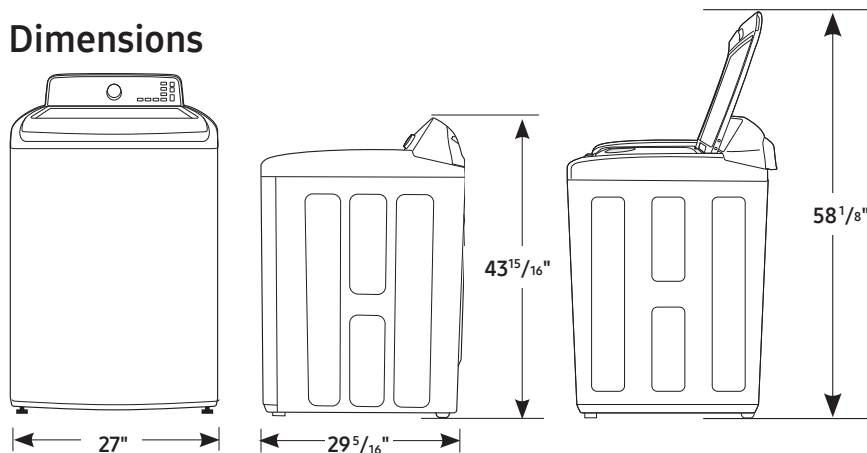
Minimum clearances for closets and alcoves:

Sides – 1"
Top – 21"
Rear – 6"
Closet Front – 2"

If the washer and dryer are installed together, the closet front must have at least a 72-inch² unobstructed air opening. Your washer alone does not require a specific air opening.

*Required spacing (External exhaust elbow may require additional space.)

Dimensions



9 Preset Wash Cycles:

Normal, Bedding/WaterProof, Heavy Duty, Permanent Press, Delicates/Hand Wash, Quick Wash, Rinse and Spin, Spin Only, Deep Wash

6 Options:

Self Clean, Delay End, Pre Soak, Extra Rinse, Sound On/Off, Child Lock

5 Temperature Settings:

Hot, Warm, Eco Warm, Cold, Cool

4 Spin Settings:

High, Medium, Low, No Spin

3 Soil Settings:

Heavy, Normal, Light

2 Signal Level Settings:

On/Off

Dispenser Trays:

Main Wash, Softener, Bleach (Manual)

Warranty

One (1) Year Parts and Labor
Three (3) Years Stainless Steel Drum (Part Only)
Ten (10) Years Direct Drive Motor (Part Only)

Product Dimensions & Weight (WxHxD)

Dimensions: 27" x 43¹⁵/₁₆" x 29⁵/₁₆"

Weight: 125.7 lbs

Shipping Dimensions & Weight (WxHxD)

Dimensions: 29¹/₂" x 46¹/₂" x 31¹/₁₆"

Weight: 136.7 lbs

Color	Model #	UPC Code
White	WA45M7050AW	887276196398

Matching Dryer (Electric/Gas)

White	DV45H7000EW	887276963877
White	DV45H7000GW	887276963891