

CUSTOM

Roller Shades

Fabric | Solar | Banded

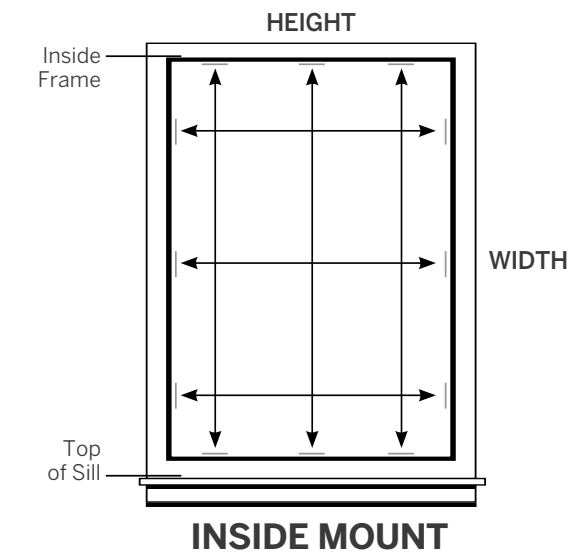
TECHNICAL GUIDE

LEVOLOR®

Effective November 2018

18-0071-001

How To Measure Quickly and Accurately



INSIDE MOUNT (IM) INSTALLATION — For a beautiful framed look

- 1 MEASURE WIDTH**
Measure to the nearest $\frac{1}{8}$ in. between inside surfaces of window frame; at the top, middle, and bottom.
Record the narrowest width of the three.
- 2 MEASURE HEIGHT**
Measure to the nearest $\frac{1}{8}$ in. from inside surface at top of window to top of sill; at the left, middle, and right.
Record the tallest height of the three.
- 3 MEASURE DEPTH**
Measure exact depth of window casing making note of any obstacles i.e. handles, tracks or cranks that could interfere with the blind or shade function.
Use the shortest depth.

HELPFUL HINTS

Always use a metal tape measure as cloth may stretch

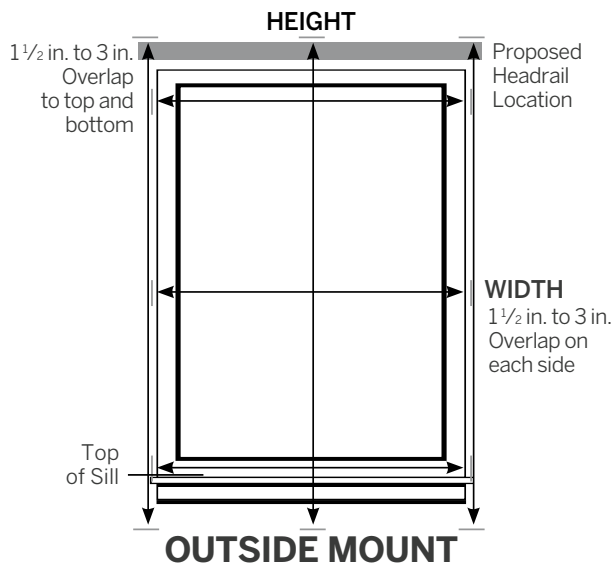
Measure your window – not your existing blind or shade

Measure each window separately even if they appear to be identical

Check depth to ensure shade will clear any obstacles and can accommodate headrail if flush mount is desired

If you prefer shade not to touch sill, deduct $\frac{1}{4}$ "

If there is no sill, measure height to point where shade is to reach



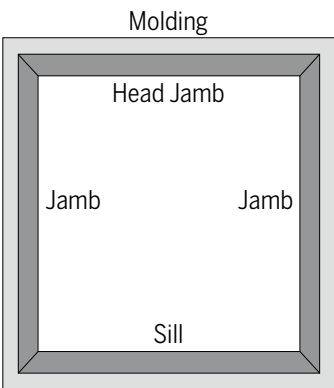
OUTSIDE MOUNT (OM) INSTALLATION — For increased light control and privacy

- 1 MEASURE WIDTH**
Measure to the nearest $\frac{1}{8}$ in. between outermost points where shade is to be placed.
Measurement should overlap each side of window frame by at least $1\frac{1}{2}$ in.
- 2 MEASURE HEIGHT**
Measure to the nearest $\frac{1}{8}$ in. from where top of shade will be located to top of sill, or measure to point of shade reach if no sill.

NOTE: Take all measurements to the nearest $\frac{1}{8}$ in. **DO NOT** take any deductions. The factory will make the necessary adjustments to help ensure your window covering operates smoothly.

Visit www.LEVOLOR.ca/how-to-measure for more measuring information

Window and Measuring Terminology



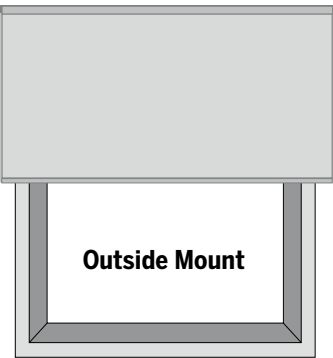
WINDOW COMPONENTS TERMINOLOGY

- Collectively, the sill and jambs are called the "window casement" or "frame".



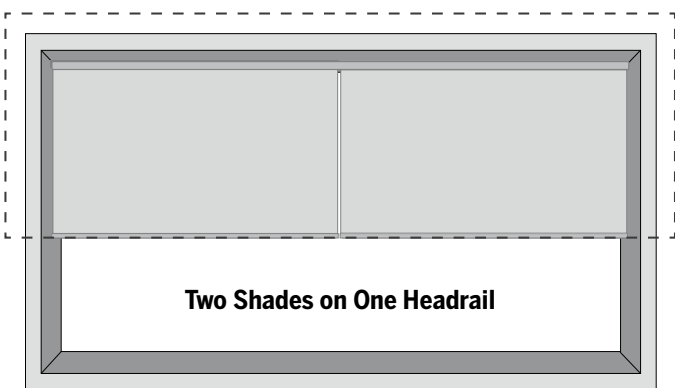
INSIDE MOUNT

- Shade fits within window opening.
- Great for windows with beautiful trim.



OUTSIDE MOUNT

- Shade mounts outside window opening.
- Increased light control and privacy.



TWO SHADES ON ONE HEADRAIL

- Provides the clean appearance of a single shade with the ability to operate each shade independently.
- Can be mounted inside or outside.

For additional product information visit LEVOLOR.com/customroller

How to Measure Two Shades on One Headrail (2-on-1 Headrail)

INSIDE MOUNT (IM) INSTALLATION — For a beautiful framed look

1 MEASURE WIDTH

Total Shade Width — Measure to the nearest 1/8 in. between inside surfaces of window frame; at the top, middle, and bottom.

Record the narrowest width of the three.

Left Shade Width — Measure the width that you want the left shade to cover.

Order this shade first when placing your order.

Right Shade Width — Measure the width that you want the right shade to cover.

2 MEASURE HEIGHT

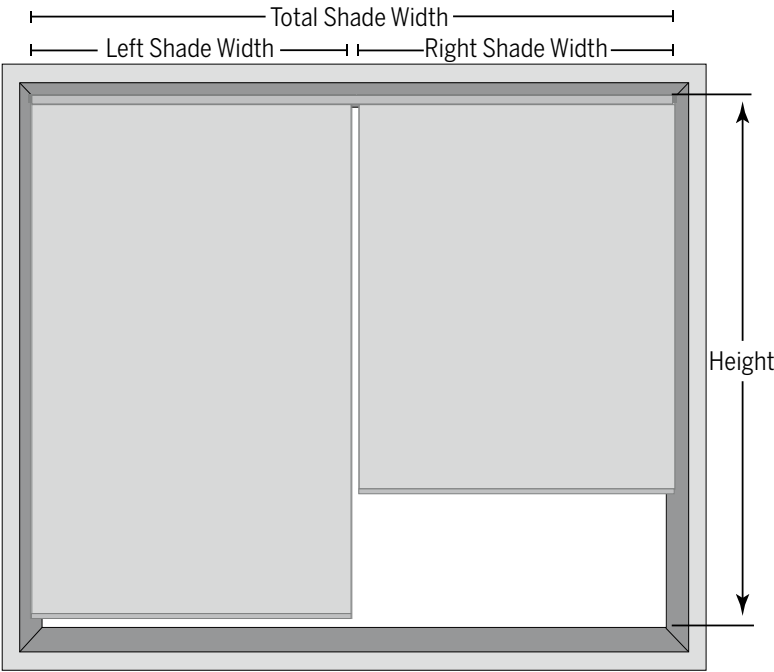
Overall Shade Height — Measure to the nearest 1/8 in. from inside surface at top of window to top of sill; at the left, middle and right.

Record the tallest height of the three.

3 MEASURE DEPTH

Measure exact depth of window casing making note of any obstacles i.e. handles, tracks or cranks that could interfere with the blind or shade function.

Use the shortest depth.



OUTSIDE MOUNT (OM) INSTALLATION — For increased light control and privacy

1 MEASURE WIDTH

Overall Shade Width — Measure to the nearest 1/8 in. between outermost points where shade is to be placed.

Add an additional 3 in. to 6 in. to total width for maximum privacy.

Left Shade Width — Measure the width that you want the left shade to cover.

Order this shade first when placing your order.

Right Shade Width — Measure the width that you want the right shade to cover.

2 MEASURE HEIGHT

Overall Shade Height — Measure to the nearest 1/8 in. from where top of shade will be located to top of sill, or measure to point of shade reach if no sill.

2-ON-1 HELPFUL NOTES

- Available in Continuous Cord Loop Only.
- Each shade operates separately.
- There will be a gap between the fabric on the left and right shades to operate independently.
- Light gap is 3/4 in. — (Light Gap is the space needed between the 2 shades to ensure proper operation.)
- Left shade controls are on the left side and the right shade controls on the right side.
- Always use a metal tape measure as cloth may stretch.
- Take all measurements to the nearest 1/8 in. DO NOT take any deductions.
- The factory will make the necessary adjustments to help ensure your shade operates smoothly.

Fabric and Solar Roller Specifications and Critical Dimensions

Use tables below to assist in purchasing, product size availability and product specifications. Please note the term “Cord Loop”, in these pages, refers to a “beaded chain loop.”

Continuous Cord Loop Cord Lengths	
Ordered Drop (inches)	Length (feet)
0–24	1
24–48	2
48–72	3
72–96	4
96–120	5
Beaded metal chain length is ⅔ of total shade length. Metal chains are provided in colors white, cream, copper, metal, gunmetal, black.	

Standard Factory Deductions from Ordered Width		
DO NOT make any deductions to your measurements		
	Inside Mount	Outside Mount
No Valance	Up to ¼"	0"
Standard Valance	Up to ¼"	0"
Cassette Valance	Up to ¼"	0"

Cassette valance will arrive with fabric insert. This cannot be overridden.

Installation Brackets			
Your order will include the correct number of installation brackets for your shade width, as shown in the table below			
	Number of Brackets		
Shade Width (inches)	Continuous Cord Loop	Cordless	Motorized
Up to 38	2	2	3
38 to 68	3	3	4
68 to 82	4	4	5
82 to 106	5	5	6
106 to 144	6	N/A	7

Light Gaps (Fabric width is narrower than the finished shade)			
		Light Gaps Per Side (inches)	
Operating System	Lift Control	Inside Mount	Outside Mount
Continuous Cord Loop	Left or right control, right is standard	Up to ¾	0
Cordless	Handle operates shade	Up to ⅙	0
Motorized	Right control only	Up to ⅝	0
Cassette valance typically has the largest light gap. For standard 2-on-1 shades, controls will be located on the left side of the left shade and the right side of the right shade			

Single Shade Critical Dimensions (inches)				
	Min Width	Max Width	Min Height	Max Height
Continuous Cord Loop	12	144	12	120
Cordless	18 ⅙	96	12	120
Motorized	16	144	12	120
2-on 1-Critical Dimensions (inches)				
	Min Width	Max Width	Min Height	Max Height
Continuous Cord Loop	32	144	12	120
Cordless	N/A	N/A	N/A	N/A
Motorized	N/A	N/A	N/A	N/A

Mounting Depths Requirements							
				Motorized –No Valance		Motorized – Cassette Valance	
	No Valance (inches)	Standard Valance (inches)	Cassette Valance (inches)	Standard Battery (inches)	Satellite Battery (inches)	Standard Battery (inches)	Satellite Battery (inches)
Minimum Installation Depth	1 ½	1 ½	1 ¾	N/A	1 ½	3 ½	2 ⅙
Flush Mount Installation Depth*	2 ½	3 ¼	Med. 3 Lg. 3 ⅝	N/A	2 ½	4 ¼	3
Maximum Fabric Width Deduction	1 ¼	1 ¼	1 ½	1 ¼	1 ¼	1 ½	1 ½
Width Tolerance	⅙	⅙	⅙	⅙	⅙	⅙	⅙
Height Tolerance	½	½	½	½	½	½	½
Valance Height	N/A	3 ½	Med. 3 Lg. 3 ½	N/A	N/A	Med. 3 Lg. 3 ½	Med. 3 Lg. 3 ½
Extension Bracket Projection	1 ⅙	1 ⅙	3	N/A	N/A	3	3
*Minimum surface area needed to mount the product flush with the window frame.							

For additional product information visit LEVOLOR.com/customroller

Banded Roller Product Specifications and Critical Dimensions

Use tables below to assist in purchasing, product size availability and product specifications. The bottom bar is wrapped in fabric by default. This cannot be overridden.

Continuous Cord Loop Cord Lengths	
Ordered Drop (inches)	Length (feet)
0–24	1
24–48	2
48–72	3
72–96	4
96–120	5
Cord length is approximately ½ the length of the shade. Fabric cords are provided in cream, taupe, gray, ivory, graphite.	

Standard Factory Deductions from Ordered Width		
DO NOT make any deductions to your measurements		
	Inside Mount	Outside Mount
Cassette Valance	Up to ¼"	0"

Cassette valance will arrive with fabric insert. This cannot be overridden.

Installation Brackets			
Your order will include the correct number of installation brackets for your shade width, as shown in the table below			
	Number of Brackets		
Shade Width (inches)	Continuous Cord Loop	Cordless	Motorized
Up to 38	2	2	3
38 to 68	3	3	4
68 to 82	4	N/A	5
82 to 108	5	N/A	6

Light Gaps (Fabric width is narrower than the finished shade)			
		Light Gaps Per Side (inches)	
Operating System	Lift Control	Inside Mount	Outside Mount
Continuous Cord Loop	Left or right control, right is standard	Up to ½	0
Cordless	Handle operates shade	Up to ⅜	0
Motorized	Right control only	Up to ½	0
Cassette valance typically has the largest light gap. For standard 2-on-1 shades, controls will be located on the left side of the left shade and the right side of the right shade The tolerance for vane alignment is ⅛".			

Single Shade Critical Dimensions (inches)				
	Min Width	Max Width	Min Height	Max Height
Continuous Cord Loop	12	108	12	120
Cordless	24 ⅛	63	12	84
Motorized	17	108	12	120
2-on 1-Critical Dimensions (inches)				
	Min Width	Max Width	Min Height	Max Height
Continuous Cord Loop	32	108	12	120
Cordless	N/A	N/A	N/A	N/A
Motorized	N/A	N/A	N/A	N/A

Mounting Depths Requirements			
		Motorized – Cassette Valance	
	Cassette Valance (inches)	Standard Battery (inches)	Satellite Battery (inches)
Minimum Installation Depth	2 ⅛	3	2 ⅛
Flush Mount Installation Depth	3	4 ¼	3
Maximum Fabric Width Deduction	1 ½	1 ½	1 ½
Width Tolerance	⅛	⅛	⅛
Height Tolerance	⅛	⅛	⅛
Valance Height	Med. 3 Lg 3 ½"	Med. 3 Lg 3 ½"	Med. 3 Lg 3 ½"
Extension Bracket Projection	N/A	3	3

Index – Fabric Roller

Fabrics — No Liner					
Collection	Colour	OE Key	Cassette and End Caps Color	Cordless - Headrail and Brackets	Coordinating Product
Artisan	Blue	310BL012	Gray	White	N/A
	Brown	310BR033	Brown	Black	N/A
	Dark Gray	310GY048	Black	Black	N/A
	Multi	310WH049	Cream	White	N/A
	Tan	310BR034	Brown	Black	N/A
Batten	Multi	310MT030	White	White	N/A
	White	310WH048	White	White	N/A
	Champagne	310YW006	Brown	Black	N/A
	Brown	310BR032	Brown	Black	N/A
	Black	310BK008	Black	Black	N/A
Engraved	Dark Gray	310GY018	Gray	Black	N/A
	Light Gray	10333328	Gray	White	Panel Track, Roman
	Sand	10333327	Cream	White	Panel Track, Roman
	Summer Sky	103BL002	White	White	Panel Track, Roman
	Whisper	10333329	White	White	Panel Track, Roman
Fala Pango	Doe	103BE003	Cream	White	Panel Track, Roman
	Hazelnut	103BR009	Brown	Black	Panel Track, Roman
	Ivory	103WH022	Cream	White	Panel Track, Roman
	Kenya	103ST011	Cream	White	Panel Track, Roman
	Storm Cloud	103GY013	Gray	Black	Panel Track, Roman
Lemongrass Stripe	Champagne	10333337	Cream	White	Panel Track, Roman
	Cream	10333336	Cream	White	Panel Track, Roman
	Light Gray	10333339	Gray	Black	Panel Track, Roman
	Mocha	10333338	Brown	Black	Panel Track, Roman
	White	310WH028	White	White	N/A
Shantung	Alabaster	301BR022	Cream	White	N/A
	Dusk	301BE004	Brown	Black	N/A
	Porcelain	301WH030	Cream	White	N/A
	Steel	301GY025	Gray	Black	N/A
Shimmer	Gold	301GT003	Cream	White	N/A
Tweed Rattan	Champagne	10333341	Cream	White	Panel Track, Roman
	Cinnamon	10333342	Brown	Black	Panel Track, Roman
	Latte	10333345	Brown	Black	Panel Track, Roman
	Mocha	10333343	Brown	Black	Panel Track, Roman
	Blue	310BL009	Gray	Black	N/A
Woodgrain	Champagne	10333332	Cream	White	Panel Track, Roman
	Sand	10333334	Cream	White	Panel Track, Roman
	Mocha	10333335	Brown	Black	Panel Track, Roman
	Toffee	10333333	Cream	White	Panel Track, Roman
	Dark Gray	310GY019	Gray	Black	N/A

Fabrics in the table above on this page cannot be railroaded.

For additional product information visit LEVOLOR.com/customroller

Index – Fabric Roller

Fabrics — Light Filtering and Room Darkening						
Collection	Colour	OE Key (Light Filtering)	OE Key (Room Darkening)	Cassette and End Caps Color	Cordless - Headrail and Brackets	Coordinating Product
Blossom*	Fig	321PR012	322PR012	Cream	White	N/A
	Plum	321PR013	322PR013	Cream	White	N/A
Designer Textures*	Blue	301BL010	302BL010	Black	Black	N/A
	Graphite	11370345	12370345	Gray	Black	Panel Track, Roman
	Light Gray	11370343	12370343	Gray	Black	Panel Track, Roman
	Maroon	301RE005	302RE005	Brown	Black	N/A
	Mink	301BR020	302BR021	Brown	Black	Panel Track, Roman
	Sand	301BE008	302BE008	Cream	White	Panel Track, Roman
	Taupe	301BE002	302BE002	Brown	Black	N/A
	Whisper	11370200	12370200	White	White	Panel Track, Roman
Divine	Ash	321PR009	322PR009	Gray	Black	N/A
	Cloud	321PR008	322PR008	Cream	White	N/A
	Flax	321PR007	322PR007	White	White	N/A
Frequency	Rock	321PR020	322PR020	White	White	N/A
	Surf	321PR019	322PR019	White	White	N/A
Heathered	Cream	113MT015	123MT015	Cream	White	Panel Track, Roman
	Graphite	113MT016	123MT016	Gray	Black	Panel Track, Roman
	Sand	113MT018	123MT018	Cream	White	Panel Track, Roman
	Slate	113MT019	123MT019	Gray	Black	Panel Track, Roman
	Whisper	113MT021	123MT021	White	White	Panel Track, Roman
Seclusions*	Biscuit	30135024	30235024	Cream	White	Roman
	Champagne	30135026	30235026	Brown	Black	Roman
	Graphite	30135028	30235028	Gray	Black	Roman
	Light Gray	30135027	30235027	Gray	Black	Roman
	White	30135021	30235021	White	White	Roman
Valour	Flint	321PR027	322PR027	Cream	White	N/A
	Iron	321PR029	322PR029	Cream	White	N/A
	Slate	321PR028	322PR028	Cream	White	N/A

Roller Fabrics Blockout					
Collection	Colour	OE Key	Cassette and End Caps Color	Cordless - Headrail and Brackets	Coordinating Product
Contemporary Blockout*	Black	10333347	Black	Black	Panel Track, Roman
	Cement	10333350	Black	Black	Panel Track, Roman
	Ivory	10333348	Cream	White	Panel Track, Roman
	Off White	10333351	Cream	White	Panel Track, Roman
	Pepper	10333346	Gray	Black	Panel Track, Roman
Tempest Blockout	Cream	303WH033	Cream	White	N/A
	Dark Gray	303GY024	Gray	Black	N/A
	Gray	303GY021	Gray	Black	N/A
	Silver	303SL002	Gray	Black	N/A
	Tan	303GY023	Cream	White	N/A
Woven Blockout	Black	303BK002	Black	Black	N/A
	Champagne	303YW004	Brown	Black	N/A
	Charcoal	303GY029	Black	Black	N/A
	Cream	303WH034	Cream	White	N/A
	Sand	303BE010	Cream	White	N/A

* These fabrics may be railroaded i.e. turned 90 degrees to achieve a shade width above the material width limits, to a maximum of 144". In such cases a seam will be sewn across the width of the shade, positioned as close to the top as possible. Any valance chosen will span the width of the blind, to maximum 144".

Index – Solar Roller

Solar						
Collection	Color	OE Key	Openness	Cassette and End Caps Color	Cordless - Headrail and Brackets	Coordinating Product
Solar Screen 1*	Black	33527017	1%	Black	Black	N/A
	Brown	335BR021		Brown	Black	N/A
	Gray	33520803		Gray	Gray	N/A
	Iron	335GY012		Gray	Black	N/A
	Sand	33520864		Cream	White	N/A
	White	335WH024		White	White	N/A
	White Sand	33527014		Cream	White	N/A
Solar Screen 3*	Black	10327017	3%	Black	Black	Panel Track
	Brown	336BR021		Brown	Black	N/A
	Gray	33620803		Gray	Gray	N/A
	Iron	336GY012		Gray	Black	N/A
	Sand	10327015		Cream	White	Panel Track
	White	10327013		White	White	Panel Track
	White Sand	10327014		Cream	White	Panel Track
Solar Screen 5*	Black	33727017	5%	Black	Black	N/A
	Brown	337BR021		Brown	Brown	N/A
	Gray	10320803		Gray	Gray	Panel Track
	Iron	337GY012		Gray	Black	N/A
	Sand	10320864		Cream	White	Panel Track
	White	10320811		White	White	Panel Track
	White Sand	33727014		Cream	White	N/A
Solar Screen 10*	Black	33827017	10%	Black	Black	N/A
	Brown	338BR021		Brown	Black	N/A
	Gray	33820803		Gray	Gray	N/A
	Iron	103GY012		Gray	Gray	Panel Track
	Sand	33820864		Cream	White	N/A
	White	10320911		White	White	Panel Track
	White Sand	33827014		Cream	White	N/A
Solar Screen Basket	Black	334BK004	8%	Black	Black	N/A
	White	334WH031		White	White	N/A
Solar Screen Metro	Dark Gray	334GY027	3%	Gray	Black	N/A
	Gray	334GY028		Gray	Black	N/A
	Tan	334BR024		Cream	White	N/A
Solar Screen Scholar	Cream	334WH032	18%	Cream	White	N/A
	Champagne	334YW005		Brown	Black	N/A
	Brown	334BR023		Brown	Black	N/A
Solar Screen Tides	Black	10333377	12%	Black	Black	Panel Track
	Champagne	10333376		Brown	Black	Panel Track
	Espresso	10329851		Black	Black	Panel Track
	Gray	334GY020		Gray	Black	N/A
	White	10333374		White	White	Panel Track
Solar Screen Tweed*	Bronze	10333369	15%	Brown	Black	Panel Track
	Champagne	10333370		Brown	Black	Panel Track
	Charcoal	10333368		Black	Black	Panel Track
Solar Screen Twist	Black	334BK003	10%	Black	Black	N/A
	Dark Gray	334GY026		Black	Black	N/A
Woven Screen*	Auburn	10329745	9%	Brown	Black	Panel Track
	Cedar Bark	10329746		Brown	Black	Panel Track

* These fabrics may be railroaded i.e. turned 90 degrees to achieve a shade width above the material width limits, to a maximum of 144". In such cases a seam will be sewn across the width of the shade, positioned as close to the top as possible. Any valance chosen will span the width of the blind, to maximum 144".

Index – Banded Roller

Banded — Light Filtering					
Collection	Color	OE Key	Cassette Color	Cassette, Endcaps, Inner Bottom Rail, Outer Bottom Rail	Vane/Sheer Height (inches)
Bliss	Brown	4H1BR030	Brown	Brown	3.0 / 1.9
	Ivory	4H1WH046	Cream	Cream	
	Powder	4H1WH045	Cream	Cream	
	Seaweed	4H1GE008	Brown	Brown	
	Smoke	4H1GY040	Gray	Gray	
Elements	Coffee	4J1BR031	Brown	Brown	2.9 / 2.1
	Steel	4J1BL011	Gray	Gray	
Jubilee	Black	4D1BK006	Black	Black	2.8 / 1.9
	Coconut	4D1WH041	Cream	Cream	
	Dark Gray	4D1GY037	Black	Black	
	Light Gray	4D1GY036	Gray	Gray	
	Light Taupe	4D1BE013	Brown	Brown	
	Taupe	4D1BE012	Brown	Brown	
	White	4D1WH040	White	White	
Noble	Burgandy	4B1RE006	Brown	Brown	3.0 / 1.8
	Cream	4B1WH035	Cream	Cream	
	Dark Gray	4B1GY032	Black	Black	
	Light Gray	4B1GY031	Gray	Gray	
Prisma	Brown	4G1BR029	Brown	Brown	2.9 / 1.9
	Charcoal	4G1GY039	Black	Black	
Spree	Black	4J1BK007	Black	Black	3.0 / 1.9
	Graphite	4I1GY043	Black	Black	
	Ivory	4I1WH050	Cream	Cream	
	Nickel	4I1GY042	Gray	Gray	
	Powder	4I1WH047	Cream	Cream	
Terra	Beige	4C1BE011	Brown	Brown	2.9 / 1.9
	Black	4C1BK005	Black	Black	
	Brown	4C1BR026	Brown	Brown	
	Dark Gray	4C1GY035	Black	Black	
	Ivory	4C1WH039	Cream	Cream	
	Blue Gray	4C1GY034	Gray	Gray	
	White	4C1WH038	White	White	
Uptown	Birch	4A1WH036	Cream	Cream	3.0 / 2.1
	Gray	4A1GY033	Gray	Gray	
	Oatmeal	4A1WH037	Cream	Cream	

Banded — Room Darkening					
Collection	Color	OE Key	Cassette Color	Cassette, Endcaps, Inner Bottom Rail, Outer Bottom Rail	Vane/Sheer Height (inches)
Brilliance	White	4E2WH042	White	White	3.0 / 1.8
	Gray	4E2GY038	Gray	Gray	
	Chocolate	4E2BR027	Brown	Brown	
	Graphite	4E2GY044	Black	Black	
Tranquil	Coconut	4F2WH044	Brown	Brown	2.9 / 1.9
	Ivory	4F2WH043	Taupe	Taupe	
	Brown	4F2BR028	Brown	Brown	

Fabric Roller Cord Loop and Cordless Limits

No Option

Cord Loop Option

Cordless and Cord Loop Options

Exceptions

- *

Maximum Width available in Cordless and Cord Loop is 72 inches for: Woodgrain, Engraved, Tweed Rattan, Lemongrass Stripe, Heathered LF & RD, Batten, and Fala Pango
- *

Maximum Width available in Cordless and Cord Loop is 90 inches for: Artisan
- *

Maximum Width available in Cordless is 96 inches for: Contemporary Blockout, Designer Textures LF & RD, Shantung, Shimmer, Valour LF & RD, Frequency LF & RD, Divine LF & RD, Blossom LF, Seclusions LF & RD, Tempest Blockout, and Woven Blockout
- *

Maximum Width available in Cord Loop is 102 inches for: Shimmer
- *

Maximum Width available in Cord Loop is 108 inches for: Shantung
- Size restrictions apply for certain fabrics: Woodgrain, Woven Screen, Contemporary Blockout, Lemongrass Stripe, Designer Textures LF & RD, Valour LF & RD, Frequency LF & RD, Blossom RD, Seclusions LF & RD, Tempest Blockout, and Woven BlockOut

Cord Loop & Cordless Sizes																							
Width →		12	18	27	30	36	42	48	54	60	66	72	78	84	90	96	102	108	114	120	126	132	138
Drop (in) ↓		18	27	30	36	42	48	54	60	66	*72	78	84	*90	*96	*102	*108	114	120	126	132	138	144
12	18																						
18	24																						
24	30																						
30	36																						
36	42																						
42	48																						
48	54																						
54	60																						
60	66																						
66	72																						
72	78																						
78	84																						
84	90																						
90	96																						
96	102																						
102	108																						
108	114																						
114	120																						

NOTE: Minimum / Maximum limitations are subject to change. Contact LEVOLOR Customer Service for the most up to date availability.

Solar Roller Cord Loop and Cordless Limits

Most fabrics have no size limits beyond what is already outlined in the continuous cord loop option. For a few specific fabrics, the additional limitations are below.

No Option

Cord Loop

Cordless and Cord Loop Options

Exceptions

- *

Maximum Width available in Cordless is 96 inches for: **Woven Screen, Solar Screen 3, Solar Screen 5, Solar Screen 10, and Solar Screen Tweed**
Maximum Width available in both Cordless and Cord Loop is 96 inches for: **Solar Screen Tides, Solar Screen Metro, and Solar Screen Twist**
- Size restrictions apply for Cordless for: **Woven Solar Screen, Solar Screen 3, Solar Screen 5, Solar Screen Metro, and Solar Screen Twist**

Cord Loop & Cordless Sizes																							
Width →		12	18	27	30	36	42	48	54	60	66	72	78	84	90	96	102	108	114	120	126	132	138
Drop (in) ↓		18	26.875	30	36	42	48	54	60	66	72	78	84	90	*96	102	108	114	120	126	132	138	144
12	18																						
18	24																						
24	30																						
30	36																						
36	42																						
42	48																						
48	54																						
54	60																						
60	66																						
66	72																						
72	78																						
78	84																						
84	90																						
90	96																						
96	102																						
102	108																						
108	114																						
114	120																						

NOTE: Minimum / Maximum limitations are subject to change. Contact LEVOLOR Customer Service for the most up to date availability.

Fabric and Solar Roller Motorized Limits

Most fabrics have no size limits beyond what is already outlined in the continuous cord loop option. For a few specific fabrics, the additional limitations are below.

 No Option

Solar: Solar Screen 1, 3, 5, 10												
	Width to 36	42	48	54	63	72	77	96	108	120	132	144
Height to 36												
42												
48												
54												
60												
66												
72												
78												
84												
96												
108												
120												

Fabric: Contemporary Blockout Solar: Woven Screen												
	Width to 36	42	48	54	63	72	77	96	108	120	132	144
Height to 36												
42												
48												
54												
60												
66												
72												
78												
84												
96												
108												
120												

Solar: Solar Screen Basket, Tweed												
	Width to 36	42	48	54	63	72	77	96	108	120	132	144
Height to 36												
42												
48												
54												
60												
66												
72												
78												
84												
96												
108												
120												

NOTE: Minimum / Maximum limitations are subject to change. Contact LEVOLOR Customer Service for the most up to date availability.

Banded Roller Cord Loop and Cordless Limits

No Option

Cord Loop

Cordless and Cord Loop Options

Exceptions

*

Maximum Width available in **Spree** Fabric is 98 inches

Cordless shades with these fabrics in the orange areas cannot be built: **Brilliance and Tranquil**

Cord Loop & Cordless Sizes																							
Width →		12	18	24	30	36	42	48	54	60	63	72	78	84	90	98	102	108	114	120	126	132	138
Drop (in) ↓		18	24	34.375	36	42	48	54	60	63	72	78	84	90	*98	102	108	114	120	126	132	138	144
12	18																						
18	24																						
24	30																						
30	36																						
36	42																						
42	48																						
48	54																						
54	60																						
60	66																						
66	72																						
72	78																						
78	84																						
84	90																						
90	96																						
96	102																						
102	108																						
108	114																						
114	120																						
120	126																						
126	132																						
132	138																						
138	144																						

Banded Roller Motorized Limits: All												
Width to 36		42	48	54	63	72	77	96	108	120	132	144
Height to 36												
42												
48												
54												
60												
66												
72												
78												
84												
96												
108												
120												

NOTE: Minimum / Maximum limitations are subject to change. Contact LEVOLOR Customer Service for the most up to date availability.

Motorization and Remote Control Overview

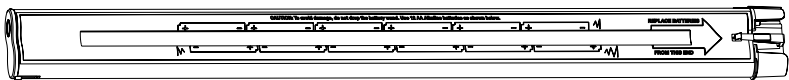
FEATURES

LEVOLOR® remote control motorization allows you to control light and privacy with a simple click.

- Use the "Favourite" feature to set up to 3 shading groups to a preferred position
- "ALL" feature is used to select all programmed groups for simultaneous operation
- Multiple shades can be operated simultaneously or individually

BENEFITS

- Added safety for children and pets
- Perfect for large or hard to reach windows
- Clean look for your window

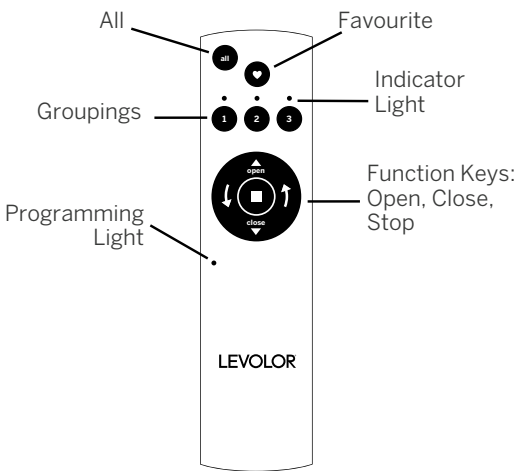


STANDARD BATTERY PACK

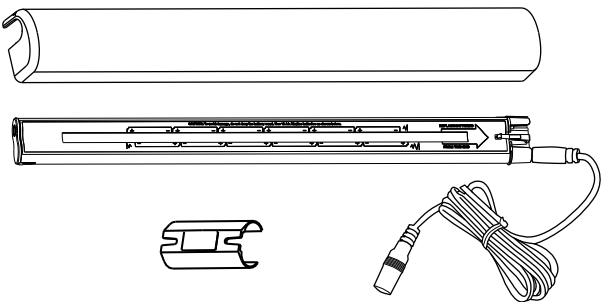
A tube of batteries that is connected to and installed behind the head rail to supply power to the LEVOLOR motorized operating system.

- Batteries can be changed without removing the window covering from the window
- Each battery tube uses 12 AA 1.5V alkaline batteries, all batteries are included with initial order
- Battery life varies depending on usage
- Replace batteries when the window covering(s) begin to operate slowly
- Lithium and rechargeable batteries are not recommended
- Additional battery packs are available at time of order, if desired

Note: A single standard battery pack or a satellite battery pack will fit with any shade. There are no size limitations based on battery pack selection.



Battery Specifications – Motorized Only		
Battery	Type	Qty. Included
Standard Battery Pack	AA 1.5V Alkaline	12
Satellite Battery Pack	AA 1.5V Alkaline	12
Standard Remote	AAA Alkaline	2
Note: Lithium and rechargeable batteries are not recommended.		



SATELLITE BATTERY PACK

An optional power source that allows the battery pack to be mounted on the top of a head rail, next to molding or under the sill. It is the best choice when the window covering is mounted in a high window, restricting access to the battery pack. Must be selected at time of order.

- Available in 4 wire lengths: 15 inches, 4 feet, 10 feet, 20 feet
- Satellite battery pack cover can be painted
- Each battery tube uses 12 AA 1.5V alkaline batteries, all batteries are included with initial order
- Battery life varies depending on usage
- Replace batteries when the window covering(s) begin to operate slowly
- Satellite battery pack cover can be painted

Cleaning and Care

All LEVOLOR Roller Shades have multiple cleaning options.

Note: Improper cleaning may void warranty



DUSTING

Use a feather duster for regular cleaning.



VACUUMING

Use a low suction vacuum with a brush- type cleaner attachment; stroke lightly over the shade to clean.



FORCED AIR

Blow away dirt and debris using clean compressed air.



SPOT-CLEANING/STAIN REMOVAL AT HOME

Use warm water and a mild soap, like Woolite® or Scotchgard®, if needed.



PROFESSIONAL INJECTION/EXTRACTION CLEANING

Call local on-site blind/shade cleaner that injects a cleaning solution into the fabric and extracts the dirty solution at the same time. The service is typically performed at home so you do not need to remove your window treatments.

The following information, listed below, is available online at LEVOLOR.com

- Terms and Conditions
- Order Processing
- Freight
- Claims and Returns
- Warning and Safety Information
- Warranty

Parts and Components

Cord Loop		Component Part Number
A & B	Installation Brackets, open roll	2045145, 2045146
A & B	Installation Brackets, standard valance	2045145, 2045146
C	Installation Brackets, cassette (inside mount)	2045141
D	Installation Brackets, cassette (outside mount)	2045131
E	Valance Mounting Bracket (outside mount)	HBCK0081
F	Hold Down kit	DJL01873
G	Tension device	1882822

Cordless		Component Part Number
H	Installation Brackets, open roll (inside mount)	1898879
I	Installation Brackets, open roll (outside mount)	1904870
H	Installation Brackets, standard valance (inside mount)	1898879
I	Installation Brackets, standard valance (outside mount)	1904870
C	Installation Brackets, cassette (inside mount)	2045141
D	Installation Brackets, cassette (outside mount)	2045131
E	Valance Mounting Bracket (outside mount)	HBCK0081
F	Hold Down kit	DJL01873
J & K	Optional handle, Fabric and Solar / Banded	1858599 / 2045169
L	Optional tassel, Fabric and Solar	1851720

Motorized		Component Part Number
M & N	Installation Brackets, open roll	2047156, 2047157
C	Installation Brackets, cassette (inside mount)	2045141
D	Installation Brackets, cassette (outside mount)	2045131
O	Motor battery clip	2047192
P	Satellite Battery Mounting Kit	KIT2791
Q	Standard Battery Pack Tube	7520064000
R	Remote Control Kit	2047153
S	15 inch Satellite Extension Cable	2989899000
S	4 Foot Satellite Extension Cable	2989900000
S	10 Foot Satellite Extension Cable	2989901000
S	20 Foot Satellite Extension Cable	2989902000

